



JPS Board of Trustees

Bond Update

February 7, 2023



Presentation Overview

- **Construction Overview
(Re-Cap of Projects)**
- **Bond Financial Report Update**




Bond Construction Overview

- Restroom Renovations
- Carpet and Asbestos Tile Removal
- Window Replacements
- Roof Replacements
- HVAC Upgrades and Replacements
- Interior and Exterior Lighting Upgrades
- Structural Improvements
- Parking Lot Repairs
- Gymnasium Improvements



Where We Started



Restroom Renovations

Elementary Schools

Boyd
Casey
Clausell
Dawson
Green
Lake
Marshall
North Jackson




Boyd



Clausell



Dawson



Green



Lake



Marshall



North Jackson



Restroom Renovations

Elementary Schools

Oak Forest
Raines
Shirley
Smith
Spann
Sykes
Walton
Wilkins




Oak Forest




Raines



Shirley



Smith



Walton



Millwork Replacements

Elementary Schools

Casey
Clausell
Green
Oak Forest
Raines
Shirley
Spann
Sykes



Casey



Clausell



Green



Oak Forest



Raines



Shirley



Restroom Renovations

Middle Schools

Brinkley
Chastain
Powell



Brinkley



Chastain



Powell



Powell



Restroom Renovations

High Schools

Callaway
Forest Hill
Jim Hill
Lanier
Murrah
Provine
Capital City
CDC



Career Development Center



Forest Hill



Jim Hill



Provine



Lanier



Murrah




Floor Replacements

Green
North Jackson
Oak Forest
Van Winkle
Chastain
Northwest
Forest Hill
CDC



Green Carpet Removal



Oak Forest Asbestos Removal



North Jackson Carpet Removal



Van Winkle Carpet Removal



Chastain Carpet Removal in Labs



Northwest Carpet Removal



Window Replacements

Boyd
Lester
Brinkley
Chastain
Hardy
Powell
Callaway



Boyd Windows with Egress



Callaway Windows with Egress



Chastain 6th grade building



Brinkley Windows



Hardy Windows



Roof Replacements

Whitten Middle School



Callaway High School



HVAC & Electrical Upgrades

Full Replacement

- Callaway High

Limited Upgrades

- Baker Elementary
- Key Elementary
- Brinkley Science Labs
- Northwest Middle
- Forest Hill High



Brinkley Electrical Panel



Callaway Switchgear and Electrical Panels



Callaway Boilers



Lighting Upgrades

Exterior

Baker

Clausell

John Hopkins

Oak Forest

Pecan Park

Van Winkle

Whitten

Callaway

Forest Hill

Lanier



Oak Forest Exterior Lighting




Callaway Exterior Lighting



Lanier Exterior Lighting and Facade



Wingfield Parking Lot Lighting



Oak Forest Exterior Lighting



Structural and Drainage Upgrades

McWillie

Isable

Johnson

Oak Forest

Bailey

Capital City

Cardozo

Kirksey



Isable Site Drainage



Johnson Foundation Repair



Bailey Foundation Repair



Oak Forest Drainage Repairs



Capital City Site Drainage and Foundation



Kirksey Drainage Repair



Parking Lot Improvements

Green
John Hopkins
Oak Forest
Timberlawn
Van Winkle
Capital City
Jim Hill
Lanier



John Hopkins Bus Loop and Parking



Van Winkle Bus Parking



Timberlawn Parking Lot



Jim Hill Parking Lot



Lanier JROTC Parking Lot



Powell Bus Loop and Parking




Gymnasium Improvements

Callaway
Forest Hill
Jim Hill



Callaway



Forest Hill



Jim Hill



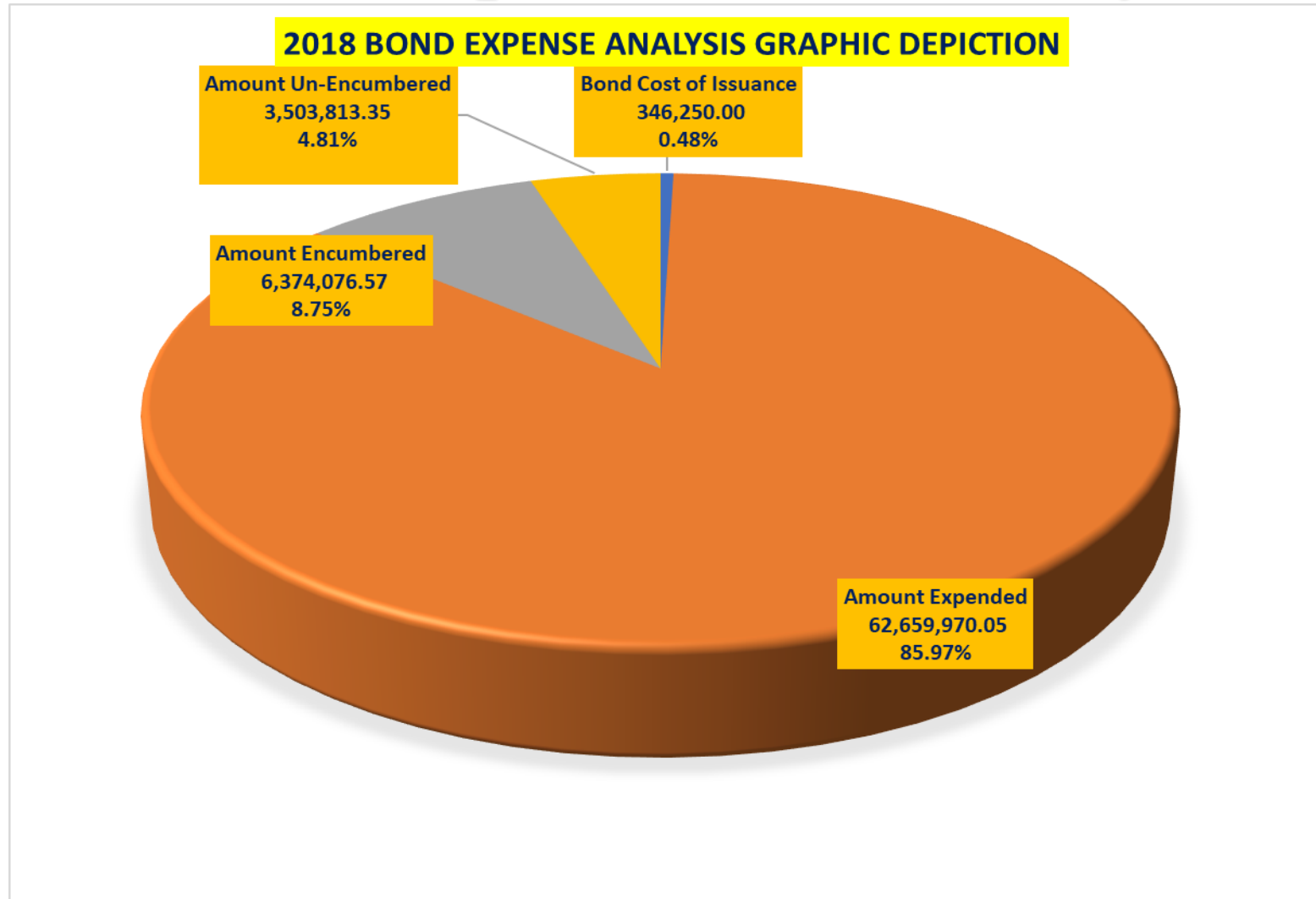
WJTV Cool Schools Highlight

Forest Hill Auditorium Renovations

- WJTV taped segment for Cool Schools on January 31, 2023 featuring interviews with the principal and students
- Air Date:
February 6, 2023



Bond Financial Update as of January 13, 2023



As of January 13, 2023: Amount “Expended + Encumbered” = 94.7%
Amount expended is 86% which is up from 81% from the December 6, 2022 update.



Bond Financial Update as of January 13, 2023

JACKSON PUBLIC SCHOOLS 2018 BOND FUND SCHEDULE OF BUDGET BALANCES				
	{A}	{B}	{C}	D={A-B-C}
SCHOOL/SITE	Amended Fact Sheet Budget	Expenditures	Total Encumbered	Total Un-Encumbered
Bailey	1,972,834.00	1,933,746.65	39,087.35	0.00
Baker	251,185.80	209,361.79	39,763.21	2,060.80
Bates	38,200.00	35,916.48	713.12	1,570.40
Blackburn	297,713.00	278,654.73	19,058.27	0.00
Boyd	425,331.76	402,380.44	22,951.32	0.00
Brinkley	1,132,292.60	986,538.51	144,288.49	1,465.60
Callaway	8,326,062.49	8,253,047.85	37,250.40	35,764.24
Capital City	822,646.89	798,146.89	24,500.00	0.00
Cardozo	573,306.75	545,866.72	27,440.03	0.00
Career Development Center	498,096.07	498,096.07	-	0.00
Casey	217,713.66	217,713.66	-	0.00
Chastain	1,007,687.44	927,782.04	76,721.16	3,184.24
Clausell	402,285.00	330,228.04	72,056.96	0.00
Dawson	248,044.00	246,264.48	1,779.52	0.00
Forest Hill	10,906,387.56	10,208,511.36	472,513.00	225,363.20
Galloway	71,114.69	71,114.69	-	0.00
Green	996,687.34	996,687.34	-	0.00
Hardy	941,592.07	757,606.20	-	183,985.87
Isable	140,508.00	137,044.69	3,463.31	0.00



Jim Hill	2,650,402.44	2,453,333.00	81,098.89	115,970.55
John Hopkins	747,301.26	494,658.15	252,643.11	0.00
Johnson	351,696.00	309,726.70	41,969.30	0.00
Key	134,113.90	133,824.81	289.09	0.00
Kirksey	244,641.88	209,518.40	35,123.48	0.00
Lake	523,896.72	521,352.03	2,544.69	0.00
Lanier	3,089,263.77	2,902,494.90	162,842.12	23,926.75
Lee	448,461.40	448,461.40	-	0.00
Lester	199,876.54	185,220.00	-	14,656.54
Marshall	526,559.17	526,559.17	-	0.00
McLeod	768,536.00	28,311.97	82,323.07	657,900.96
McWillie	175,825.98	172,418.70	3,407.28	0.00
Morrison	8,130.22	8,130.22	-	0.00
Murrah	2,376,373.44	2,311,622.61	62,917.17	1,833.66
North Jackson	783,374.33	684,749.91	98,624.42	0.00
Northwest	1,025,490.23	1,016,581.64	8,908.59	0.00
Oak Forest	960,008.45	914,153.66	45,854.79	0.00
Obama Magnet	108,972.59	106,378.66	2,593.93	0.00
Pecan Park	530,000.00	318,105.42	2,678.16	209,216.42
Peeples	252,263.80	169,585.13	82,678.67	0.00
Powell	1,216,847.73	1,194,264.05	22,583.68	0.00
Power APAC	802,689.00	79,084.15	43,315.85	680,289.00
Provine	2,374,984.28	2,334,768.10	40,216.18	0.00



Raines	1,059,606.40	775,107.46	101,892.54	182,606.40
Rowan	1,600.00	1,600.00	-	0.00
Smith	402,541.62	402,541.62	-	0.00
Spann	148,083.86	148,083.86	-	0.00
Sykes	341,000.00	226,195.14	81,317.91	33,486.95
Timberlawn	91,965.00	91,965.00	-	0.00
Van Winkle	391,387.23	391,387.23	-	0.00
Walton	530,216.71	475,760.01	54,456.70	0.00
Watkins	16,280.00	14,520.00	-	1,760.00
Whitten	2,373,844.60	2,295,430.05	24,544.55	53,870.00
Wilkins	510,141.35	510,141.35	-	0.00
Wingfield	2,196,248.68	1,826,736.70	79,213.82	290,298.16
Newell Field	497,899.98	497,899.98	-	0.00
Baseball/Softball Complex	5,121,370.27	1,724,734.69	3,311,442.61	85,192.97
Hughes Field	7,392,415.00	6,881,894.95	497,895.05	12,625.00
North Jackson Field	113,297.38	113,297.38	-	0.00
South Jackson Field	585,530.00	459,601.37	125,928.63	0.00
Project Management	508,248.00	465,061.85	43,186.15	0.00
Bond Issuance Fees deducted from Bond Proceeds	346,250.00	346,250.00	-	0.00
Administration/UnAllocated	686,785.64	-	-	686,785.64
Total Allocation	72,884,109.97	63,006,220.05	6,374,076.57	3,503,813.35





Thank You

We Welcome Any Questions